

First Friends 2

Norooz

BODY PARTS

Directions: Identify and match the body parts.

Ear

Eye

Mouth

Hand

Leg



Hair

Neck

Nose

Arm

Foot

How Many?

I have _____ hands

I have _____ eyes

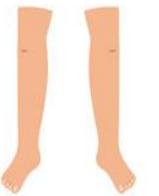
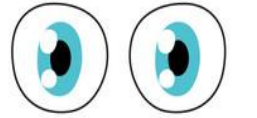
I have _____ ears

I have _____ mouth










I have _____ nose

I have _____ legs

I have _____ fingers


















CHOOSE THE CORRECT WORD

 COMPUTER BOARD	 PEN PENCIL	 BOOK COMPUTER
 PENCIL PEN	 BAG BOOK	 ERASER SHARPENER
 DESK BOARD	 CHAIR DESK	 RULER PENCIL

Classroom

Read and choose

1

pencil	  
crayons	  
book	  
eraser	  
pen	  


ezpzlearn.com

Numbers as words (1-20)





Say the number words. Circle the correct number for each word.

Seven	9	11	7
Twenty	20	13	9
One	2	1	4
Five	5	8	3
Eight	10	7	8
Thirteen	12	13	17
Two	4	9	2
Nineteen	19	15	5
Fourteen	12	14	8
Ten	10	9	6


Write the missing numbers in the blanks.




Learn Your Colors





Colors

 blue blue blue blue blue


 pink pink pink pink pink


 black black black black black


 red red red red red


 purple purple purple

 orange orange orange

 green green green green

 yellow yellow yellow

 white white white white

 grey grey grey grey

Matching Shapes



Triangle



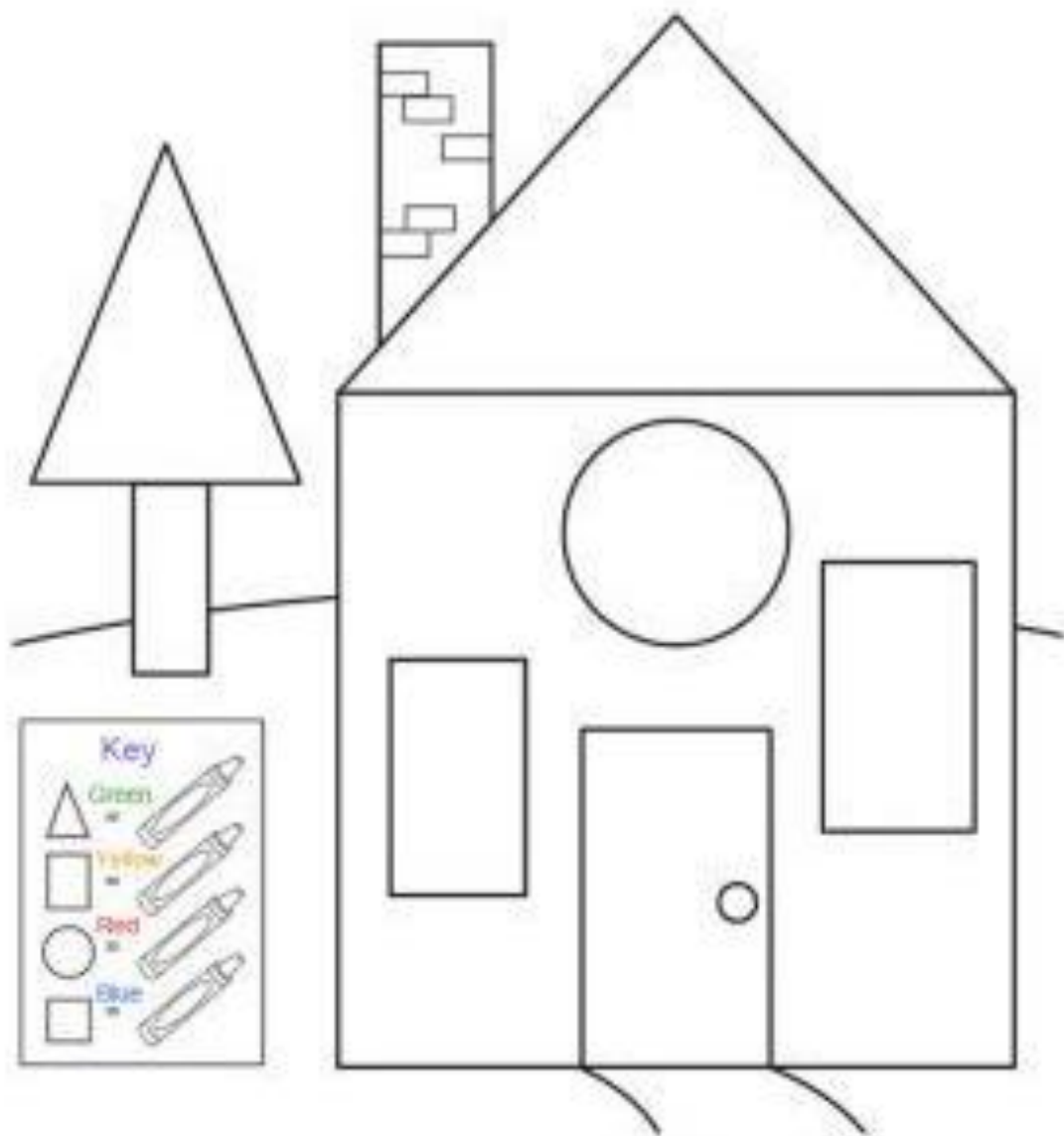
Square



Circle



Rectangle



Trace and Match



shoes

shorts



skirt

cap



t-shirt

socks



jacket

dress













pants

scarf



Clothes - Fill in the missing vowels

Fill in the missing vowels for each of the following words:

 j_ck_t	 sk_rt
 tr__n_rs	 sl_pp_rs
 sh_rt	 sc_rf
 sh_rts	 tr__s_rs
 t-sh_rt	 bl__s_

Match the picture and word

	brother	dad	mom
	mom	brother	sister
	family	grandma	brother
	grandma	family	dad
	sister	mom	grandma
	dad	sister	family

FAMILY



Match the word to the picture:



mother



brother



father



sister



baby

grandfather



grandmother



Read and match

doll



puzzle



bicycle




blocks



car



TOYS



TEDDY

SKATEBOARD


BIKE

BALL

DOLL

CAR

FOOD



pizza

bananas



strawberries

eggs



oranges

pasta




grapes

burger



rice

apples



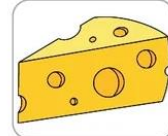
ice cream

carrots



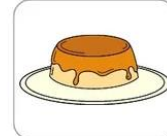
Healthy or unhealthy?

Identify each food item and mark the correct option.




Healthy

Unhealthy



Healthy

Unhealthy



Healthy

Unhealthy



Healthy

Unhealthy




Healthy

Unhealthy



Healthy

Unhealthy



Healthy

Unhealthy



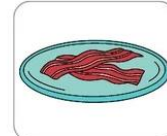
Healthy

Unhealthy



Healthy

Unhealthy



Healthy

Unhealthy




Healthy

Unhealthy




Healthy

Unhealthy



Healthy

Unhealthy



Healthy

Unhealthy

Match the Letters

Match the pictures with their beginning letters in uppercase and lowercase.

Z

A

M

K

F



m

a

z

k

f

Match the Letters

Match the pictures with their beginning letters in uppercase and lowercase.

J

L

N

R

T



n

t


l

j

r

Read and choose


iguana




dog



fish



frog




canary




I have a pet

• Choose the correct answer.

1. I have a fish.



2. I have a cat.



3. I have a turtle.



4. I have a rabbit.



5. I have a dog.



6. I have a bird.



Missing Letters from the Apple Orchard!

Fill in the missing letters to complete the alphabet chart.

A			D	
	G	H		
K			N	O
P		R		
U			X	

Name _____ a-z

Tracing a to z



Tracing practice lines for lowercase letters a through z. Each letter is shown on a set of three horizontal lines (top, middle-dashed, bottom) with a vertical dashed line indicating the starting point and direction of the stroke.

a b c d e f

g h i j k l m

n o p q r s

t u v w x y z